

# Installation Dimensions Side Hinged Doors

Performance features EN 13241-1 for Declaration of Performance see <http://www.teckentrupdepot.co.uk/downloads/pdf/Side%20Hinged-DOP.pdf>

Heat Insulation (DIN EN ISO 12428)	NPD
Air permeability (DIN EN 12426)	NPD
Resistance to wind load (DIN EN 12424)	NPD
Resistance to water penetration (DIN EN 12425)	NPD
Fire behaviour (DIN EN 4102)	NPD

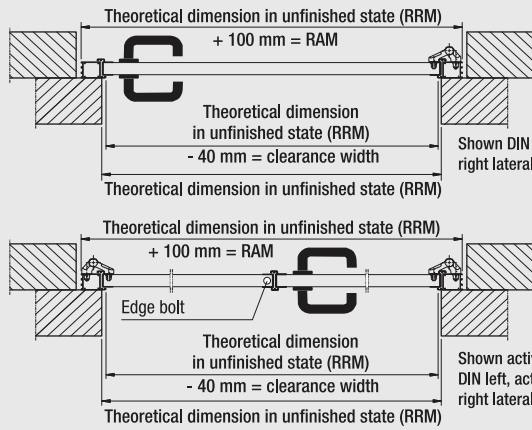
Teckentrup side hinged doors are manufactured to high standards and it is always our intention to market our products in an honest fashion. The above table is shown to illustrate that we make no performance claims that can be measured against the identified standards. Whilst our door panels have a rigid foam core, the hollow section frame and the attachment of hardware act as a thermal bridge between the inner and outer surface and, as such, we make no claims for insulating properties.

Note: The data is provided as a guide only as variances will occur with panel design.

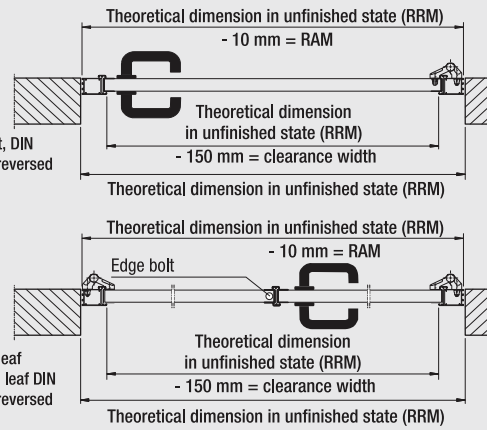


The section height and the height of the handle 'x' depend on the actual door height and construction of the door.

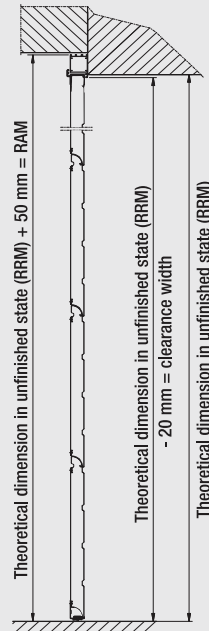
### Installation behind the soffit, only inward opening



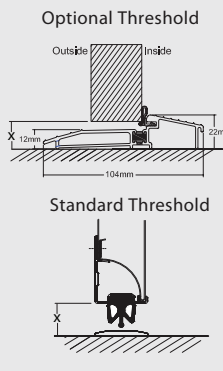
### Installation within the soffit, inward or outward opening



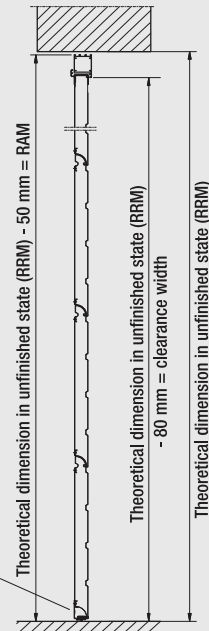
### Installation behind the soffit, only inward opening



### Caution: Frame outer dimension (RAM) = order size

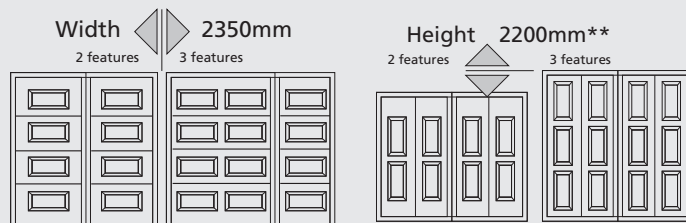


### Installation within the soffit, inward or outward opening



### Georgian Doors

Horizontal doors have 2 columns of features as standard arranged 1/2 - 1/2, changing to an asymmetric three columns at the width shown right. 1/2 - 1/2 vertical doors have 2 rows of features as standard changing to three at the height shown right.



Minimum width Georgian single leaf 850mm, double leaf 1350mm

\*\*2250mm with windows