



Series 2000 Garage Doors

Superior design, engineering excellence

Door Style Selector





CONTENT

- 4 Hörmann automatic sectional door
- 12 Hörmann Series 2000 up-and-over garage doors
- 24 The innovative Hörmann operators
- 28 Hörmann roller garage door RollMatic
- 32 Hörmann accessories

Please note:

Some of the doors shown in this brochure have special features and therefore do not always represent the standard version.

The colours shown are subject to the limitations of the printing process and cannot be regarded as binding.

All rights reserved. No part may be reproduced without our prior permission. Subject to changes.

The complete warranty conditions can be found at www.hormann.co.uk

◀ L-ribbed, Silkgrain Traffic white, RAL 9016

Hörmann automatic sectional doors offering greater convenience and security

You can operate a Hörmann automatic door as conveniently as your TV.

On the press of a button, you drive into your garage, protected from all weathers. When it's dark, the direct route affords you greater safety and security.

It goes without saying that Hörmann doors and operators are tested by the TÜV (German Technical Inspectorate) as a single safety unit.





▲ Panelled, Woodgrain Traffic white, RAL 9016

◀ S-ribbed, Woodgrain Fir green, RAL 6009

OVERVIEW OF STEEL SECTIONAL DOORS

LPU

Double-skinned LPU doors offer the best-possible insulation. Moreover, the 42-mm-thick sections give the door the greatest stability and make for quiet operation.

All LPU sectional garage doors, when combined with a Series 3 BiSecur ProMatic or SupraMatic operator are now Secured by Design accredited.*



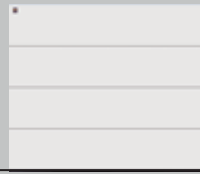

LTE

Single-skinned LTE doors are the inexpensive solution for detached garages that do not require additional thermal insulation.



* This does not apply to doors with manual locking and windows.

GENERAL OVERVIEW



S-ribbed

M-ribbed

L-ribbed

Panelled

LPU double-skinned
steel sectional doors

Woodgrain	Traffic white RAL 9016 15 preferred colours RAL to choose	Traffic white RAL 9016 15 preferred colours RAL to choose		Traffic white RAL 9016 15 preferred colours RAL to choose
Sandgrain		Traffic white RAL 9016 3 preferred colours	Traffic white RAL 9016 3 preferred colours	
Micrograin			Traffic white RAL 9016 15 preferred colours RAL to choose	
Silkgrain*		Traffic white RAL 9016 15 preferred colours RAL to choose	Traffic white RAL 9016 15 preferred colours RAL to choose	
Deco grain		6 decors	6 decors	5 decors**
Max. width	4877 mm ***	4877 mm ***	4877 mm ***	4877 mm ***
Max. height	2500 mm ***	2500 mm ***	2500 mm ***	2500 mm ***

LTE single-skinned
steel sectional doors

Woodgrain	Traffic white, RAL 9016 15 preferred colours RAL to choose	Traffic white, RAL 9016 15 preferred colours RAL to choose		Traffic white, RAL 9016 15 preferred colours RAL to choose
Max. width	4877 mm ***	3048 mm		3048 mm
Max. height	2500 mm ***	2500 mm ***		2500 mm ***

* L-ribbed with design elements only in Silkgrain surface finish

** Not available in Titan Metallic CH 703

*** All of the sizes quoted are for the Series 2000 sectional garage doors only, other sizes and styles can be found in our metric range via your specialist Hörmann dealer.



For further information
ask your specialist dealer
for this brochure or visit
www.hormann.co.uk


OVERVIEW OF SURFACE FINISHES

It's your choice


Design your garage door to exactly fit your needs. For steel sectional doors you can choose from up to 4 surface finishes that you can adapt to match the colour of your home.

Or choose one of 6 Decograin decors with a natural timber look or a decor with an elegant metallic effect.


4 surface finishes




1



2



3




4


6 Decograin surface finishes




5




6



7



8



9



10

- 1 Woodgrain
- 2 Sandgrain
- 3 Silkgrain
- 4 Micrograin
- 5 Decograin Golden Oak
- 6 Decograin Dark Oak
- 7 Decograin Night Oak
- 8 Decograin Rosewood
- 9 Decograin Winchester Oak
- 10 Titan Metallic CH 703

COLOUR

Beautiful and protective colour

Steel sectional doors are available as standard in Traffic white, RAL 9016, as well as in 15 inexpensive preferred colours and in around 200 colours from the RAL colour chart*. You can choose from 3 preferred colours** for the surface finish Sandgrain.

Standard colour and 15 preferred colours



1	RAL 9016	Traffic white
2	RAL 9007	Grey aluminium
3	RAL 9006	White aluminium**
4	RAL 8028	Terra brown**
5	RAL 8003	Clay brown
6	RAL 8001	Ochre brown
7	RAL 7040	Window grey
8	RAL 7035	Light grey
9	RAL 7030	Stone grey
10	RAL 7016	Anthracite grey**
11	RAL 6009	Fir green
12	RAL 6005	Moss green
13	RAL 5014	Pigeon blue
14	RAL 5011	Steel blue
15	RAL 3003	Ruby red
16	RAL 1015	Light ivory

Please note:

Sectional garage doors are generally supplied in Grey white, RAL 9002 on the inside of the door.

Dark colours should not be used for double-skinned steel doors that are exposed to the sun, as possible section deflection may damage the door.

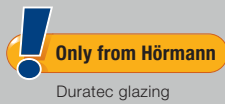
All colours based on RAL.

The colours and surfaces shown are subject to the limitations of the printing process and cannot be regarded as binding. Please seek the expert advice of your Hörmann specialist dealer.

* With the exception of pearl-effect, fluorescent and metallic colours.

** Preferred colours for Sandgrain surface finish

GLAZINGS




More light, less energy consumption

Depending on the door type, you can select from various types of glazings with clear or textured single or double-panes. Clear synthetic glazing from Hörmann comes as standard with DURATEC glazing.

It offers:

- Maximum scratch resistance
- A permanently clear view
- Improved thermal insulation



Please note:

Classic and Sunrise glazing are available for all door types with M and L ribbing and panelling.

The glazing frame and the decorative rails are available in white plastic as standard or in the colour of the door on request. For Decograin doors the glazing frame and decorative rails are painted in a colour matching the door.





- 1 Classic glazing S0
- 2 Classic glazing S1
- 3 Classic glazing S2
- 4 Classic glazing S10

The glazings shown correspond to a door width of 2500 mm.

MANUAL RELEASE

Aesthetic, understated, secure

If your garage does not have a second entrance, you can optionally open your automatic garage door from the outside with a beautifully designed handle or an understated emergency release lock.




- 1 Black plastic
- 2 White cast aluminium, RAL 9016
- 3 Silver cast aluminium
- 4 Brushed stainless steel
- 5 Polished stainless steel

Hörmann Series 2000 Up-and-Over Garage Doors, combining quality with an attractive look

The Hörmann Series 2000 up-and-over garage doors are undeniably attractive in appearance, with a variety of designs that are comprised of single and double up-and-over doors in steel, timber and GRP.

Hörmann offer a wide range of standard garage door sizes in either canopy or retractable gear to fit to a timber frame. We recommend, however, that the Hörmann powder coated steel frame is used, as it makes a complete door set.



For further information
ask your specialist dealer
for this brochure or visit
www.hormann.co.uk





▲ Style 2041 Coniston, White supersmooth

▼ Style 2009 Vertical, Light Oak



▲ Style 2034 Peshurst, Cherry Oak Woodgrain

◀ Style 2101 Ilkley, Traffic white, RAL 9016

OVERVIEW OF SERIES 2000 STEEL UP-AND-OVER DOOR DESIGNS



Style 2001 Vertical
Traffic white, RAL 9016



Style 2002 Horizontal
Traffic white, RAL 9016



Style 2601 Elegance
only available in Traffic white, RAL 9016



Style 2602 Finesse
only available in Traffic white, RAL 9016



Style 2003 Chevron
only available in Traffic white, RAL 9016



Style 2103 Caxton
only available in Traffic white, RAL 9016



Style 2101 Ilkley
Traffic white, RAL 9016



Style 2004 Georgian
Traffic white, RAL 9016
also available in Decograin



Style 2304 Georgian with window
Traffic white, RAL 9016




Countess
only available Traffic white, RAL 9016




Marquess
Traffic white, RAL 9016
also available in Decograin



Vertical Decograin Golden Oak
also available in Rosewood



Horizontal Decograin Rosewood
also available in Golden Oak



Style 2011 Open-for-infill frame
Terra brown, RAL 8028
also available in Traffic white, RAL 9016



2001 Vertical



2004 Georgian



2601 Elegance

Side door styles

Side doors come with a profile cylinder lock and a black, synthetic lever/lever handle set as standard. They are optionally available in the same material choices as the garage door handles, please see page 21.

Matching side doors are available for all steel designs except 2101, 2103, 2504.

OVERVIEW OF SERIES 2000 TIMBER UP-AND-OVER DOOR DESIGNS



Style 2005 Measham




Style 2007 Jacobean



Style 2008 Tudor



Style 2014 Rutland



Style 2009 Vertical
also available in Horizontal



Style 2010 Chevron



Style 2013 Caxton



Style 2019 Garage Light



Style 2020 Gatcombe



Style 2019 Mallory
available in Horizontal or Vertical




Style 2014 Shepshed



Style 2019 Leicester




Style 2121 Chesterfield



2019 Garage Light



2008 Tudor



2020 Gatcombe




Style 2122 Middleton

Side door styles

Side doors come with a profile cylinder lock and a black, synthetic lever/lever handle set as standard. Optional available in the same material choices as the garage door handles, please see page 11.

Matching side doors are available for all timber designs.



Style 2011 Open-for-infill frame
Terra brown, RAL 8028
also available in Traffic white, RAL 9016

OVERVIEW OF SERIES 2000 GRP UP-AND-OVER DOOR DESIGNS



Style 2034 Penshurst
available in White woodgrain,
Mahogany woodgrain,
Dark Oak and Cherry Oak woodgrain



Style 2035 Hartfield
available in White woodgrain,
Mahogany woodgrain,
Dark Oak and Cherry Oak woodgrain



Style 2040 Livingston
available in White woodgrain,
Mahogany woodgrain,
Dark Oak and Cherry Oak woodgrain



Style 2041 Coniston
available in White supersmooth



Style 2042 Windermere
available in White woodgrain,
Mahogany woodgrain,
Dark Oak and Cherry Oak woodgrain



Style 2044 Stamford
available in White supersmooth



Style 2047 Bourton
available in White woodgrain,
Mahogany woodgrain, Dark Oak
and Countryside Oak woodgrain



Style 2048 Burford
available in White woodgrain,
Mahogany woodgrain, Dark Oak
and Countryside Oak woodgrain



Style 2049 Moreton
available in White woodgrain,
Mahogany woodgrain, Dark Oak
and Countryside Oak woodgrain



Style 2041 Coniston with windows
available in White supersmooth



Style 2042 Windermere with windows
available in White woodgrain,
Mahogany woodgrain,
Dark Oak and Cherry Oak woodgrain


GLAZINGS

Clear views with glazing


An additional glazing is not just a design element. Daylight ensures a bright, friendly atmosphere. Ideal, if the garage is also used as a workshop.

Select depending on the door style different types of glazing.

Series 2000 Steel up-and-over Georgian and Ilkley designs *



Series 2000 Timber up-and-over Garage light design **




- 1 Georgian, plain
- 2 Georgian, diamond
- 3 Georgian, crossed
- 4 Ilkley, crystal
- 5 Ilkley, black
- 6 Plain
- 7 Diamond
- 8 Crossed
- 9 Plain, clear
- 10 Crossed, clear
- 11 Diamond, translucent
- 12 Stamford, translucent
- 13 Stamford, black

* All windows come with crystal panes. Frames come white as standard with colour options available.

** The simulated 'leaded light' designs can be combined with a clear or stippled opaque pane. Panes are made of tough, durable perspex.

*** The simulated 'leaded light' designs can be combined either with a clear or translucent pane. Stamford design is supplied with black glazing as standard and translucent as an option. All panes are made of tough, durable, perspex.

Glazing options for Series 2000 GRP up-and-over Coniston, Windermere and Stamford designs ***



MANUAL RELEASE

A beautiful handle adds value

Its ergonomic design gives you a safe and firm grip. Side doors come with a profile cylinder lock and a black, synthetic lever / lever handle set as standard. They are available in the same material choices as the garage door handles. Optional lever / knob handle set available.



- 1 Synthetic black, standard
- 2 Side door handle black, standard
- 3 Cast aluminium, white
- 4 Cast aluminium, brown
- 5 Cast aluminium, silver finish
- 6 Brushed, stainless steel
- 7 Cast aluminium, brass finish
- 8 Polished, stainless steel


OVERVIEW OF COLOUR AND SURFACE FINISHES

Choose between Steel, Timber and GRP design

All our steel door designs come in Traffic white (RAL 9016) as standard, except for the open-for-infill frame which comes in Terra brown (RAL 8028).


Contact your Hörmann specialist dealer for advice regarding coloured doors.

Colour options for Steel design







- 1 RAL 6005 Moss green
- 2 RAL 8028 Terra brown
- 3 RAL 5005 Signal blue
- 4 RAL 5011 Steel blue
- 5 RAL 3003 Ruby red
- 6 RAL 9005 Jet black
- 7 RAL 9016 Traffic white
- 8 Decograin Golden Oak
- 9 Decograin Rosewood

Surface options for Steel design




Wood stain for Timber design *





- 1 Walnut
- 2 Ebony
- 3 Rosewood
- 4 Medium Oak
- 5 Light Oak
- 6 Dark Oak
- 7 Golden Oak
- 8 Mahogany
- 9 Teak

Colour options for all Timber design **



Colour finishes for GRP design




- 10 White
- 11 RAL to choose
- 12 White supersmooth
- 13 White woodgrain
- 14 Mahogany woodgrain
- 15 Dark Oak woodgrain
- 16 Countryside Oak woodgrain
- 17 Cherry Oak woodgrain

* With wood being a natural product the finish of the doors supplied may vary from those shown.

** Our timber doors are now available in a white and RAL to choose colour options.

The innovative Hörmann operators for automatic sectional and up-and-over garage doors

Hörmann garage door operators are perfectly matched to your Hörmann garage door. The result: simple operation, maximum convenience and the greatest operational safety. Our elegant hand transmitters allow you to open your gate from your car as easily as you would operate a TV. You can also operate your door using stationary control elements, such as a radio code switch or radio finger-scan.



For further information
ask your specialist dealer
for this brochure or visit
www.hormann.co.uk





OPERATOR VARIANTS

SupraMatic, the supra-fast operator with many additional functions



- As standard with the 5-button hand transmitter HS 5 BS and 4-button hand transmitter HSE 4 BS with black textured surface
- Inquiry of the door position
- Low power consumption
- Easy to program
- 2 x 7-segment display
- Halogen lighting can be switched on / off separately
- Adjustable venting feature
- Operator cover made of brushed aluminium



HS 5 BS
textured black
with chrome caps



HSE 4 BS
textured black
with plastic caps

	SupraMatic E	SupraMatic P
Special feature		For timber doors and doors with wicket doors
Equipment		Photocell
Pull and push force	650 N	750 N
Peak force	800 N	1000 N
Opening speed max.	22 cm/s	22 cm/s
Max. door width	5500 mm	6000 mm
Max. door surface	13,75 m ²	15 m ²

ProMatic, the good-value starter model as an introduction to Hörmann's premium quality



- As standard with two, 4-button hand transmitters HSE 4 BS with black textured surface
- Adjustable venting feature
- ProMatic Akku for garages without a power connection
- Optional solar module to recharge the battery



HSE 4 BS textured black with plastic caps



ProMatic Akku with solar module

	ProMatic	ProMatic Akku
Special feature		For garages without power connection
Pull and push force	600 N	350 N
Peak force	750 N	400 N
Opening speed max.	14 cm/s	13 cm/s
Max. door width	5000 mm	3000 mm
Max. door surface	11,25 m ²	8 m ²

* The complete warranty conditions can be found at: www.hoermann.com

Roller garage door RollMatic: More free space in the garage with innovative Hörmann technology

RollMatic roller garage doors can be individually adapted to the architecture of your home or the fitting situation in the garage. Select from one of 11 equally-priced colours for an individual door. Matching side doors are also available. An external rolling shutter is recommended for fitting situations with limited lintel space. You can always find a perfect solution with a RollMatic roller garage door.





- ▲ Roller garage door in Decograin Golden Oak
- ◀ External rolling shutter in Traffic white, RAL 9016

OVERVIEW OF SURFACE FINISHES

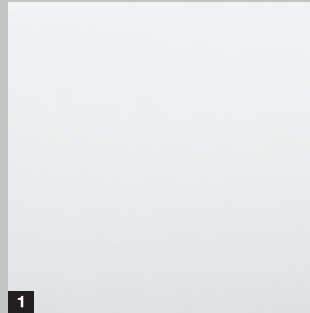
Surface and decor surface finishes

The smooth surface of the aluminium profiles looks modern and elegant, unlike ribbed profiles from other suppliers. Furthermore, a high-quality coating on the inside and outside of the door's surface makes it easy to clean.

The two Decograin surfaces have a convincing real timber look. To create a uniform appearance, the exterior door curtain, fascia and frame are supplied with a Decograin surface finish. The interior fascia, side guides, barrel casing and door curtain are painted in brown.


The Decopaint surface finishes are an affordable alternative to Decograin decors. The interior and exterior of the profiles are painted to look like timber. Frames, side guides, fascia panels and shaft covers are powder-coated in a base colour matching the timber to create a harmonious appearance.

Smooth surface




1

2 Decograin surface finishes




2




3

2 Decopaint surface finishes



4



5


- 1 RAL 9016 Traffic white
- 2 Decograin Golden Oak
- 3 Decograin Rosewood
- 4 Decopaint Golden Oak
- 5 Decopaint Rosewood

COLOUR, GLAZING ELEMENTS AND VENTILATION GRILLES


11 equally-priced colours




1




2




3




4



5



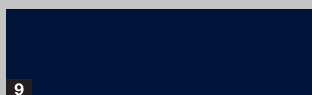
6



7




8



9



10



11

- | | | |
|----|----------|-----------------|
| 1 | RAL 9016 | Traffic white |
| 2 | RAL 9006 | White aluminium |
| 3 | RAL 9005 | Jet black |
| 4 | RAL 9001 | Cream |
| 5 | RAL 8028 | Terra brown |
| 6 | RAL 7035 | Window grey |
| 7 | RAL 7016 | Anthracite grey |
| 8 | RAL 6005 | Moss green |
| 9 | RAL 5011 | Steel blue |
| 10 | RAL 3003 | Ruby red |
| 11 | RAL 1005 | Light ivory |

**1 Glazing elements**

Get more daylight in your garage!
The glazing elements with synthetic panes are arranged across the entire profile width. The number of elements depends on the respective door width. A maximum of ten profiles can be fitted with glazings in each door.

**2 Ventilation grilles**

Ventilation of your garage improves the room climate and prevents mould. Ventilation grilles made of long-lasting plastic are arranged across the entire profile width. A maximum of ten profiles can be used for each door.



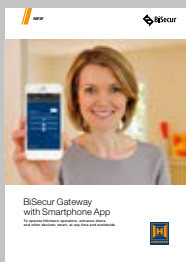
For further information
ask your specialist dealer
for this brochure or visit
www.hormann.co.uk

ACCESSORIES

Mobile and stationary

With Hörmann, everything fits together. Using the same hand transmitter, you can operate your garage door as well as an entrance gate equipped with a fully compatible Hörmann operator or other devices with Hörmann receivers. With the BiSecur app, you can conveniently control your Hörmann garage door or entrance gate operators, Hörmann entrance door* and other devices using your smartphone or tablet. You can also display the door position for your garage door or entrance gate, as well as the locking state of your entrance door* while on the go.

* With special equipment



For further information, see the BiSecur Gateway brochure.





MOBILE AND STATIONARY ACCESSORIES

**Hand transmitter HS 5 BS**

4 button functions
plus query button,

- 1 High-gloss black or white
- 2 Black texture

**Hand transmitter 4 BS**

4 button functions

- 3 Black texture

Hand transmitter 1 BS

1 button functions

- 4 Black texture

Hand transmitter HSE 1 BS

1 button function,
incl. eyelet for key ring

- 5 Black texture

**Hand transmitter HSE 4 BS**

4 button functions
incl. eyelet for key ring

- 6 Black texture with chrome
or black plastic end caps

(Shown from left to right)

Hand transmitter HSE 2 BS

2 button functions
incl. eyelet for key ring

- 7 High-gloss black or white

(Shown from left to right)



- 8 High-gloss green, purple,
yellow, red, orange

- 9 Decors in silver, carbon,
dark rootwood

(Shown from left to right)

**10 Hand transmitter****HSD 2-A BSA**

Aluminium look,
2 button functions,
can also be used as a key ring

11 Hand transmitter**HSD 2-C BS**

High-gloss chrome,
2 button functions,
can also be used as a key ring

**16 Radio code switch****FCT 3 BS**

For 3 functions,
with illuminated buttons

16

**17 Radio code switch****FCT 10 BS**

For 10 functions,
with illuminated buttons
and protective cover

17

**12 Hand transmitter****HSP 4 BS**

4 button functions,
with button lock-out,
incl. key ring

12

**13 Hand transmitter****HSZ 1 BS**

1 button function,
for insertion in vehicle
cigarette lighter

13

14 Hand transmitter**HSZ 2 BS**

2 button functions,
for insertion in vehicle
cigarette lighter

14

**18 Radio finger-scan****FFL 12 BSS**

For 2 functions
and up to 12 fingerprints

18

**15 Radio internal
push button FIT 2**

For 2 functions
or 2 operators

15

**Key switch****19 STUP 40****20 STAP 40**

In a recessed version
and surface-mounted version,
including 3 keys

19

20